

# D.B. IMPORTS, LTD.

STORE FIXTURES  
&  
DISPLAYS  
RETAIL DESIGN



35 YEARS  
OF SERVICE

2020-2021  
CATALOGUE



# D.B. IMPORTS, LTD.

MODULAR POD KIOSKS .....	4
CUSTOMIZABLE SOHO ÉTAGÈRES.....	8
SOHO DISTRESSED WHITE COLLECTION .....	14
SOHO DISTRESSED PINE COLLECTION.....	28
VINTAGE MERCANTILE .....	41
EUROPEAN COLLECTION.....	45
COUNTERS AND CASH WRAPS.....	55
CALACATTA QUARTZ COUNTER TOPS.....	65
JEWELRY CASES.....	70
SLATWALL DISPLAYS.....	81
EUROPEAN COLLECTION.....	45
URBANOLOGY .....	96
URBANOLOGY WHITE .....	105
LOFT COLLECTION .....	107
MODERNE BRASS COLLECTION .....	118
MODERNE COLLECTION .....	126
RUSTIC MARKET COLLECTION.....	136
CRATE SETS AND RISERS.....	137
COUNTER TOP SPINNERS.....	139
MAGNETIC SPINNERS AND FRAMES.....	141



4347-DP  
 Modular Pod Kiosk  
 46 x 46 x 87  
 Distressed Pine

**BE CREATIVE:**

A. CONNECT TWO MODULAR POD KIOSKS WITH CLOTHING BARS

- STANDARD 43" (4366-CB)
- EXTENDED 56" (4359-CB)

B. USE A SINGLE MODULAR POD AS A DISPLAY PLATFORM AND ADD WOOD SHELVES (4366-WS) TO THE BACK FOR INVENTORY [SHOWN BELOW ON LEFT]



# MODULAR POD KIOSK

4347-DW  
Modular Pod Kiosk  
46 x 46 x 87  
Distressed White

4366-CB  
Clothing Bar

4366-FO  
Face Out

4366-FOH  
Half Face Out

4366-WS-DW  
Wood Shelf



# MODULAR POD KIOSK

4347-DW  
Modular Pod Kiosk  
46 x 46 x 87  
Distressed White



EACH KIOSK COMES AS SHOWN  
INCLUDING:

- 2 SHELVES
- 2 CLOTHING BARS
- TOP HANGING RACK
- LOCKING CASTERS

CUSTOMIZE WITH:

- CLOTHING BARS
- FACE OUTS
- 'S' HOOKS
- WOOD SHELVES
- GLASS SHELVES, ETC.



USE MULTIPLE PODS  
TO BUILD OUT  
AN ARRAY OF  
CONFIGURATIONS

## HOW TO ORDER:

STEP 1: CHOOSE YOUR FINISH:  
DISTRESSED PINE (DP) OR  
DISTRESSED WHITE (DW)

STEP 2: CUSTOMIZE WITH OUR ACCESSORIES  
SHOWN BELOW

4366-CB  
Clothing Bars  
43 x 1 x 1  
Distressed Steel  
(Set of 2)

4366-FO  
Face Outs  
18 x 1 x 1  
Distressed Steel  
(Set of 2)



4366-FOH  
Half Size Face Outs  
9 x 1 x 1  
Distressed Steel  
(Set of 4)

4366-GS  
 $\frac{2}{5}$ " Tempered Glass Shelves  
w/ Brackets  
40 x 18 x  $\frac{2}{5}$   
(Set of 2)



4347-DP  
Modular Pod Kiosk  
46 x 46 x 87  
Distressed Pine



4366-WS-DW  
 $\frac{2}{5}$ " Wood Shelves w/ Brackets  
40 x 18 x  $\frac{2}{5}$   
(Set of 2)  
Also available in Distressed Pine

4366-DBU-DP  
Double Base Unit  
96 x 38 x 90  
Distressed Pine & Steel



CUSTOMIZABLE  
OPTIONS INCLUDE:

- 2/5" GLASS SHELVES
- 2/5" WOOD SHELVES
- CLOTHING BARS
- FACE OUTS
- (SEE PAGE 10)



THE SOHO  
COLLECTION:  
FULLY  
CUSTOMIZABLE  
WITH  
LOW ENERGY  
HIGH EFFICIENCY  
LEDs



4366-SBU-DP  
Single Base Unit  
48 x 38 x 90  
Distressed Pine & Steel



4366-SBU-DP  
 Single Base Unit  
 48 x 38 x 90  
 Distressed Pine & Steel

## HOW TO ORDER:

STEP 1: CHOOSE YOUR SIZE: SINGLE OR DOUBLE

STEP 2: CUSTOMIZE YOUR BASE UNITS WITH  
 ACCESSORIES BELOW

4366-CB  
 Clothing Bars  
 43 x 1 x 1  
 Distressed Steel  
 (Set of 2)

4366-FO  
 Face Outs  
 18 x 1 x 1  
 Distressed Steel  
 (Set of 2)



4366-GS  
 $\frac{2}{5}$ " Tempered Glass Shelves  
 w/ Brackets  
 40 x 18 x  $\frac{2}{5}$   
 (Set of 2)



4366-WS-DW  
 $\frac{2}{5}$ " Wood Shelves w/ Brackets  
 40 x 18 x  $\frac{2}{5}$   
 (Set of 2)  
 Also available in Distressed Pine



4366-FOH  
 Half Size Face Outs  
 9 x 1 x 1  
 Distressed Steel  
 (Set of 4)





4366-DBU-DW  
 Double Base Unit  
 96 x 38 x 90  
 Distressed White & Steel



4366-SBU-DP  
 Single Base Unit  
 48 x 38 x 90  
 Distressed Pine & Steel

CUSTOMIZE  
 WITH:

- CLOTHING BARS
- FACE OUTS
- HALF FACE OUTS
- 2/5" TEMPERED GLASS SHELVES
- INSET GLASS SHELVES
- WOOD SHELVES





4366-DBU-DW  
 Double Base Unit  
 96 x 38 x 90  
 Distressed White & Steel

BE CREATIVE

USE 43" OR 56" CLOTHING BARS  
 TO JOIN UNITS TOGETHER FOR  
 ENDLESS POSSIBILITIES

- 43" CLOTHING BAR (**4366-CB**)
- 56" CLOTHING BAR (**4359-CB**)



**DISPLAY TIP:**

USE AS A WALL UNIT BY ADDING INSET  
GLASS SHELVES (B) (4366-GSI) AND  
HALF FACE OUTS (A) (4366-FOH)



A. 4366-FOH  
Half Face Outs  
9 x 1 x 1  
Distressed Steel  
(Set of 4)

B. 4366-GSI  
Inset Glass Shelf  
40 x 22 x 2/5  
(Set of 2)



**A.** 4369-DW  
Shelving Unit on Casters  
72 × 24 × 78  
Distressed White & Steel

**C.** 4348-DW  
Three Tier Round Table  
40 × 40 × 59  
Distressed White & Steel

**B.** 7217-B  
Crank Apparel Hanger  
28 × 18 × 60-68  
Black Iron

SOHO COLLECTIONS AVAILABLE IN TWO FINISHES:

- DISTRESSED PINE (DP)
- DISTRESSED WHITE (DW)

# SOHO WHITE COLLECTION



**D.** 4351-DW  
Double Étagère  
96 x 26 x 90  
Distressed White & Steel

**F.** 4362-DW  
Tall Table w/ Two Hang Bars  
48 x 30 x 41  
Distressed White & Steel

**E.** 4368A-DW  
Small Riser  
30 x 13 x 12  
Distressed White & Steel

**G.** 4361-DW  
Small Nesting Table  
40 x 24 x 28  
Distressed White & Steel

CREATING RETAIL ENVIRONMENTS MADE EASY!

4351-DW  
Double Étagère  
96 x 26 x 90  
Distressed White & Steel



- EACH FIXTURE DESIGN COMES WITH 8 ADJUSTABLE SHELVES
- ALL SHELVES CAN BE ADJUSTED TO EACH METAL RUNG
- 7" SPACING BETWEEN EACH RUNG



4350-DW  
Étagère  
48 x 26 x 90  
Distressed White & Steel

CUSTOMIZE WITH AN  
APPAREL HANGER SHELF



**SHOWN WITH:**  
4355-DW  
ADDITIONAL SHELF  
WITH CLOTHING BAR  
DISTRESSED WHITE

ITEM 4355 SOLD SEPARATELY

4353-DW  
Table  
72 x 36 x 30  
Distressed White & Steel



4352-DW  
Nesting Table  
60 x 30 x 24  
Distressed White & Steel

4368-DW  
Table Riser  
60 x 13 x 12  
Distressed White & Steel



# FIVE FOOT WALL SHELVES



4367-DW  
5' Wall Shelf w/ Mounts  
60 x 18 x 13  
Distressed White & Steel



## **DISPLAY TIP:**

INCORPORATE OUR SMALLER NESTING  
TABLES TO COMPLIMENT OUR  
WALL SHELVES (SEE PAGE 24)



4354-DW  
Island  
72 x 26 x 36  
Distressed White & Steel



**BE CREATIVE:**

1. USE ISLAND TABLE ABOVE (A)
2. REMOVE MIDDLE AND BOTTOM SHELVES
3. ADD A NESTING TABLE (B) – (4352)
4. ADD RISER (C) – (4368)

**DISPLAY TIP:**  
USE OUR HUTCH TOP ON OUR ISLAND TABLE AS A VARIATION OF A WALL UNIT



2112HT-BLK  
Hutch Top  
72 × 16 × 52  
Antique Black

4354-DW  
Island Table  
72 × 26 × 36  
Distressed White & Steel

7068  
Rectangle Crates  
Distressed Pine  
(Set of 4)

4369-DW  
Shelving Unit on Casters  
72 x 24 x 78  
Distressed White & Steel



- SHELVING UNITS COME WITH THREE ADJUSTABLE SHELVES
- ALL SHELVES CAN BE ADJUSTED TO EACH METAL RUNG
- 7" SPACING BETWEEN EACH RUNG



4348-DW  
 Three Tier Round Table  
 40 × 40 × 59  
 Distressed White

Surface Round Diameters  
 Top: 24"  
 Middle: 30"  
 Bottom: 40"

**REFER TO PAGE 36** FOR OTHER  
 DISPLAY IDEAS

7068  
 Set of 4 Nested  
 Rectangle Crates  
 28 x 14 x 11  
 24 x 12 x 10 ½  
 20 x 10 x 10  
 16 x 8 x 9 ½



**CRATE SETS**



7067  
 Set of 3 Nested Square Crates  
 21 x 21 x 13  
 18 x 18 x 12  
 15 x 15 x 11

**DISPLAY TIP:**  
 USE OUR CRATE SETS  
 AS DISPLAY BINS



# SMALLER NESTING TABLES

4368A-DW  
Small Riser  
30 × 13 × 12  
Distressed White

4362-DW  
Tall Table w/ Two Hang Bars  
48 × 30 × 41  
Distressed White

4361-DW  
Small Nesting Table  
40 × 24 × 28  
Distressed White



**BE CREATIVE:**

DISPLAY ASSORTED APPAREL CATEGORIES BY ADDING A BUST FORM ON TOP

REFER TO PAGE 37 FOR OTHER  
DISPLAY IDEAS





SETS OF  
THREE RISERS



7062  
12 x 6 x 6  
11 x 5 x 5  
10 x 4 x 4

7061  
9 x 8 x 7  
8 x 6 x 5  
7 x 4 x 3



7063  
6 x 6 x 6  
5 x 5 x 5  
4 x 4 x 4



**DISPLAY TIP:**

USE OUR ASSORTED ACCESSORIES AS  
RISERS (SEE PAGE 137 - 139)

- Each Tray 12 x 18 x 1
- Each Tray Stand Has a Vertical and Horizontal Stand



7053-DP

SET OF FOUR TRAYS

4360B-DW  
Square Jewelry Case  
24 x 24 x 38  
Distressed White & Steel



4363-DW  
Small Pedestal  
16 x 16 x 30  
Distressed White & Steel

4365-DW  
Large Pedestal  
16 x 16 x 42  
Distressed White & Steel

4364-DW  
Medium Pedestal  
16 x 16 x 36  
Distressed White & Steel

## JEWELRY CASES LIT WITH LED STRIPS

4360-DW  
Jewelry Case – 12" Deep  
65 x 24 x 38  
Distressed White & Steel





## ROLLING RACK w/ HANG BAR

- INCLUDES ONE HANG BAR
- HANG BAR ADJUSTABLE IN ONE FOOT INCREMENTS
- LOCKING CASTERS
- CUSTOMIZE WITH ACCESSORIES  
 4359-CB (CLOTHING BARS)  
 4359-GS (GLASS SHELF w/ BRACKETS)  
 4366-FO (FACE OUTS)


4359-DW  
 Rolling Rack w/  
 Hang Bar  
 60 x 18 x 76  
 Distressed White & Steel

REFER TO PAGE 39 FOR OTHER  
 DISPLAY IDEAS



## CUSTOMIZE WITH:

- GLASS SHELF
- CLOTHING BARS
- FACE OUTS



## SOHO COLLECTIONS AVAILABLE IN TWO FINISHES

- DISTRESSED PINE (DP)
- DISTRESSED WHITE (DW)

**A.** 4371-DP  
Slatwall Spinner  
20 x 20 x 72  
Distressed Pine

**C.** 7235-M, L  
"S" Hooks (M, L)  
Set of 20  
1 x 4 x 5  
Aged Iron

**E.** 4359-GS  
2 1/2" Tempered  
Glass Shelf  
w/ Brackets  
56 x 18 x 2 1/2

**G.** 4366-SBU-DP  
Single Base Unit  
48 x 38 x 90  
Distressed Pine  
& Steel

**B.** 4359-DP  
Rolling Rack w/  
Clothing Bar  
60 x 18 x 76  
Distressed Pine & Steel  
(Shown w/ Optional Shelf)

**D.** 4366-FO  
Face Out  
18 x 1 x 1  
Distressed Steel  
(Set of 2)

**F.** 7051  
Two Sided  
Spinner  
12 x 12 x 24  
Distressed Pine

**H.** 4366-CB  
Clothing Bars  
43 x 1 x 1  
Distressed Steel

# SOHO COLLECTION



CREATING RETAIL ENVIRONMENTS MADE EASY!

**I.** 4366-GSI  
Inset Glass Shelf  
40 x 22 x 2<sup>2</sup>/<sub>5</sub>

**K.** 4366-FOH  
Half Face Outs  
9 x 1 x 1  
Distressed Steel

**M.** 4354-DP  
Island  
72 x 26 x 36  
Distressed Pine & Steel

**O.** 7082  
Three Step w/ Storage  
16 x 16 x 12

**Q.** 2112HT-BLK  
Hutch Top  
72 x 16 x 52  
Antique Black

**J.** 4366-GS  
Glass Shelves  
w/ Brackets  
40 x 18 x 2<sup>2</sup>/<sub>5</sub>

**L.** 4368-DP  
Table Riser  
60 x 13 x 12  
Distressed Pine & Steel

**N.** 4352-DP  
Nesting Table  
60 x 30 x 24  
Distressed Pine & Steel

**P.** 4363,4,5-DP  
Assorted Pedestals  
16 x 16 x 30/36/42  
Distressed Pine & Steel

**R.** 7217  
Crank Apparel Hanger  
28 x 18 x 60-68  
Black Iron

4351-DP  
Double Étagère  
96 x 26 x 90  
Distressed Pine



- EACH FIXTURE DESIGN COMES WITH 8 ADJUSTABLE SHELVES
- ALL SHELVES CAN BE ADJUSTED TO EACH METAL RUNG
- 7" SPACING BETWEEN EACH RUNG



A. 4350-DP  
Étagère  
48 × 26 × 90  
Distressed Pine & Steel

**DISPLAY TIP:**  
CONNECT OUR ÉTAGÈRES  
WITH A SEPARATE SHELF  
APPAREL HANGER (B) - (4355)



B. 4355-DP  
Shelf with Apparel Hanger  
44 × 18 × 1  
Distressed Pine & Steel

4355 Sold Separately

C. Assorted Wood  
Display Accessories  
Distressed Pine  
See pages 137 - 138

4353-DP  
Table  
72 x 36 x 30  
Distressed Pine & Steel



4352-DP  
Nesting Table  
60 x 30 x 24  
Distressed Pine & Steel

4368-DP  
Table Riser  
60 x 13 x 12  
Distressed Pine & Steel



4353-DP  
Table  
72 x 36 x 30  
Distressed Pine & Steel



# LARGE WALL SHELVES

A. 4367-DP  
Wall Shelf w/ Brackets  
60 × 18 × 13  
Distressed Pine & Steel

B. 4354-DP  
Island Table  
72 × 26 × 36  
Distressed Pine & Steel

**DISPLAY TIP:**  
INCORPORATE OUR  
ASSORTED CRATE SETS  
SEE PAGE 137

## CRATE SETS



4367-DP  
Wall Shelf w/ Brackets  
60 × 18 × 13  
Distressed Pine & Steel



4354-DP  
Island  
72 x 26 x 36  
Distressed Pine & Steel



**BE CREATIVE:**

- 1) BEGIN WITH ABOVE PICTURED ISLAND
- 2) REMOVE MIDDLE AND LOWER SHELVES
- 3) ADD TWO LARGE NESTING TABLES – (4352)
- 4) ADD SMALL RISER – (4368A)

**DISPLAY TIP:**

USE OUR HUTCH TOP ON OUR ISLAND TABLE TO MAXIMIZE DISPLAY AREA



2112HT-AW  
Hutch Top  
72 × 16 × 52  
Antique White

4354-DP  
Island Table  
72 × 26 × 36  
Distressed Pine & Steel

7218-W  
Metal Cubes  
(Set of 3)  
White Iron  
See Page 106

Assorted Wood Display  
Accessories  
Distressed Pine  
See Pages 137 - 139



4348-DP  
Three Tier Round Table  
40 × 40 × 59  
Distressed Pine & Steel

Round Tier Sizes  
Top: 24"  
Middle: 30"  
Bottom: 40"

**BE CREATIVE:**  
DISPLAY ASSORTED APPAREL  
CATEGORIES BY ADDING A  
BUST FORM ON TOP

**REFER TO PAGE 23** FOR OTHER  
DISPLAY IDEAS



# SMALLER NESTING TABLES



- A. 4368A-DP  
Small Riser  
30 × 13 × 12  
Distressed Pine & Steel
- B. 4362-DP  
Tall Table w/ 2 Hang Bars  
48 × 30 × 41  
Distressed Pine & Steel
- C. 4361-DP  
Small Nesting Table  
40 × 24 × 28  
Distressed Pine & Steel



## **BE CREATIVE:**

USE TWO NESTING TABLES AS  
END CAPS AND THE HANG  
BARS TO DISPLAY APPAREL.

**REFER TO PAGES 24 - 25**  
FOR OTHER DISPLAY IDEAS

4360B-DP  
 Square Jewelry Case  
 24 x 24 x 38  
 Distressed Pine & Steel



4363-DP  
 Small Pedestal  
 16 x 16 x 30  
 Distressed Pine & Steel



4365-DP  
 Large Pedestal  
 16 x 16 x 42  
 Distressed Pine & Steel



4364-DP  
 Medium Pedestal  
 16 x 16 x 36  
 Distressed Pine & Steel



## JEWELRY CASES LIT WITH LED STRIPS

4360-DP  
 Jewelry Case – 12" Deep  
 65 x 24 x 38  
 Distressed Pine & Steel





## ROLLING RACK w/ HANG BAR

- HANG BAR ADJUSTABLE IN ONE FOOT INCREMENTS
- LOCKING CASTERS

4359-DP  
 Rolling Rack w/  
 Hang Bar  
 60 x 18 x 76  
 Distressed Pine & Steel

CUSTOMIZE WITH ACCESSORIES  
 4359-CB (CLOTHING BAR)  
 4359-GS (GLASS SHELF w/ BRACKETS)  
 4366-FO (FACE OUTS)

REFER TO PAGE 27 FOR OTHER  
 DISPLAY IDEAS





4369-DP  
Shelving Unit on Casters  
72 x 24 x 78  
Distressed Pine & Steel

- UNIT COMES WITH THREE ADJUSTABLE SHELVES
- SHELVES CAN BE ADJUSTED TO EACH METAL RUNG
- 7" SPACING BETWEEN EACH RUNG

**BE CREATIVE:**

BY REMOVING A SINGLE SHELF THE REMAINING SUPPORT BARS CAN BE USED AS CLOTHING BARS





# VINTAGE MERCANTILE



**DISPLAY TIP:**  
REMOVE DRAWERS TO  
DISPLAY LARGER ITEMS

7252  
Large Glass Showcase w/ Drawers  
76 x 18 x 41  
Teak Wood & Cast Iron



BACK SIDE  
NON-LOCKING GLASS DOORS INCLUDED

# VINTAGE MERCANTILE OUTRIGGER SET

7230

Outrigger Starter Kit

40 x 20 x 83

Aged Iron & Tempered Glass

Shown on Left

## HOW TO ORDER:

STEP 1: BEGIN WITH A **7230** OUTRIGGER KIT:

- TWO POSTS
- TWO GLASS SHELVES
- TWO CLOTHING BARS

STEP 2: DETERMINE HOW MUCH WALL SPACE IS AVAILABLE. EACH SECTION IS 40" WIDE AND CAN BE BUILT OUT BY ADDING SINGLE POSTS (**7231**) OR MORE STARTER KITS (**7230**)

STEP 3: ADD TO THAT HOW MANY MORE GLASS SHELVES, CLOTHING BARS AND HALF ROUND GLASS SHELF END CAPS YOU WANT

IF YOU NEED HELP PLANNING IT, GIVE US A CALL AND WE WILL HELP YOU FINALIZE THE ORDER, ENSURING YOU GET EXACTLY WHAT YOU WANT



7233

Half Round Shelves w/ Cast Iron Brackets

10 x 19 x 2/5

Aged Iron & Tempered Glass

(Sold in Sets of 4)



7232

Tempered Glass Shelves w/ Cast Iron Brackets

37 x 19 x 2/5

Aged Iron & Tempered Glass

(Sold in Pairs)

NOTE: SHELF BRACKETS CAN BE ADJUSTED EVERY 2 3/4"



7234

Clothing Bars

37 x 1 x 1

Aged Iron


(Sold in Pairs)



**BE CREATIVE:**  
 EXTEND YOUR WALL UNIT  
 TO CREATE MULTIPLE  
 SECTIONS

SHELF BRACKETS  
 CAN BE ADJUSTED  
 EVERY 2<sup>3</sup>/<sub>4</sub>"

7231  
 Steel Post  
 83 x 10 x 1  
 Aged Steel



CUSTOMIZE  
 WITH:

- GLASS SHELVING
- CLOTHING BARS
- HALF ROUND  
 SHELVES



# EUROPEAN COLLECTION



**A.** 2130A-AW  
Jewelry Case  
12" Deep / LED Lit  
65 × 24½ × 38  
Antique White

**B.** 2111-AW  
Extendable Wall Units  
46 × 22 × 93  
Antique White  
(Two Units Shown)

**C.** 7088  
Extra Large  
Neck Form  
8 × 6 × 19  
Distressed Pine

**D.** 7072  
Neck Forms  
(Set of 3)  
9 × 4 × 14  
Distressed Pine

**E.** Assorted Magnetic  
Jewelry Boards  
Three Sizes  
See Page 123



F



H



J



I

F. 2414-AW  
Counter Curio  
w/ Lock  
18 × 18 × 36  
Antique White

H. 2417D-AW  
Four Tier  
Draper's Stand  
24 × 24 × 54  
Antique White

J. 2115-AW  
Large Open  
Wall Unit  
46 × 18 × 93  
Antique White

G. 2417B-AW  
Round Draper's  
Table  
48 × 48 × 36  
Antique White

I. 2114-AW  
Open Wall Unit  
36 × 16 × 80  
Antique White



2112D-DP  
Large Double Sided Étagère  
46 x 26 x 93  
Distressed Pine

2112A-DP  
Double Sided Étagère  
36 x 25 x 80  
Distressed Pine



7217  
Crank Apparel Hanger  
28 x 18 x 60/68  
Black Cast Iron



2112D-BLK  
Large Double Sided Étagère  
46 x 26 x 93  
Antique Black



2112A-BLK  
Double Sided Étagère  
36 x 25 x 80  
Antique Black

# DOUBLE SIDED DISPLAYS

- CROWN MOLDING WRAPS AROUND ALL FOUR SIDES
- THREE ADJUSTABLE TEMPERED GLASS SHELVES
- LONG LASTING, HIGH EFFICEINCY, RECESSED LED'S
- USE AS PARTITIONS OR CENTER ROOM "FLOATING" DISPLAYS
- CAN ALSO BE PLACED AGAINST A WALL



2112A-AW  
Double Sided Étagère  
36 x 25 x 80  
Antique White

2112D-AW  
Large Double Sided Étagère  
46 x 26 x 93  
Antique White

2112A-AW  
Double Sided Étagère  
36 x 25 x 80  
Antique White

2111-DP  
Extendable Wall Unit  
46 x 22 x 93  
Distressed Pine



BOTTOM STORAGE CABINET  
42 x 18 x 14

Shown Below:  
2111-BLK  
Extendable Wall Unit  
46 x 22 x 93  
Antique Black  
(Three Units Shown)





# WALL DISPLAYS WITH STORAGE

- THREE ADJUSTABLE TEMPERED GLASS SHELVES
- STORAGE IN BASE OF UNIT
- REMOVABLE MOLDING ALLOWS FOR MULTIPLE UNITS TO ALIGN AS ONE
- COST EFFECTIVE, RECONFIGURABLE ALTERNATIVE TO BUILT-INS



2111-AW  
Extendable Wall Unit  
46 x 22 x 93  
Antique White  
(Two Units Shown)

2114-AW  
Open Wall Unit  
36 x 16 x 80  
Antique White

2115-AW  
Large Open Wall Unit  
46 x 18 x 93  
Antique White



2115-BLK  
Large Open Wall Unit  
46 x 18 x 93  
Antique Black



2114-BLK  
Open Wall Unit  
36 x 16 x 80  
Antique Black

# SINGLE OPEN WALL DISPLAYS

**DISPLAY TIP:**

ALL DISPLAYS ARE 'FLAT TOP'  
AND ALLOW FOR ADDITIONAL  
DISPLAY SPACE

- THREE ADJUSTABLE TEMPERED GLASS SHELVES
- LOW ENERGY, LONG LASTING, RECESSED LEDs
- BACKS ARE FINISHED AND FLAT ALLOWING FOR FLUSH ALIGNMENT AGAINST WALLS



2114-DP  
Open Wall Unit  
36 x 16 x 80  
Distressed Pine

2115-DP  
Large Open Wall Unit  
46 x 18 x 93  
Distressed Pine



2112E-BLK  
Double Open Wall Unit  
96 x 18 x 93  
Antique Black



2112E-DP  
Double Open Wall Unit  
96 x 18 x 93  
Distressed Pine

# DOUBLE OPEN WALL DISPLAYS

- SIX ADJUSTABLE TEMPERED GLASS SHELVES
- LOW ENERGY, LONG LASTING, RECESSED LEDs



2112E-AW  
Double Open Wall Unit  
96 x 18 x 93  
Antique White



2111-AW  
Extendable Wall Unit  
46 x 22 x 93  
Antique White

2112BC-AW  
Back Cash Wrap

2119-AW  
Island Counter  
65 x 24½ x 38  
Antique White

2119X-AW  
Two Tier Counter  
67 x 28 x 44  
Antique White

2119A-AW  
Counter Stand  
24 x 24 x 38  
Antique White



2111-AW  
Extendable Wall Unit  
46 x 22 x 93  
Antique White

2119J-AW  
Jewelry Case w/  
Locking Storage  
65 x 24½ x 38  
Antique White

2119X-AW  
Two Tier Counter  
67 x 28 x 44  
Antique White

# COUNTERS & CASH WRAPS



A

B

C

C

D

E

F

A. 2112BC-AW  
Back Cash Wrap  
72 x 20 x 39  
Antique White

B. 2119X-AW  
Two Tier Counter  
67 x 28 x 44  
Antique White

C. 2119-AW  
Island Counter  
65 x 24½ x 38  
Antique White

D. 2111-AW  
Extendable Wall Unit  
46 x 22 x 93  
Antique White

E. 2114-AW  
Open Wall Unit  
36 x 16 x 80  
Antique White

F. 2115-AW  
Large Open Wall Unit  
46 x 18 x 93  
Antique White

# BACK CASH WRAPS

- AVAILABLE IN THREE FINISHES
- TWO ADJUSTABLE SHELVES
- TWO DRAWERS

DRAWER DIMENSIONS  
29 x 15 x 3



2112BC-AW  
Back Cash Wrap  
72 x 20 x 39  
Antique White

2112BC-BLK  
Back Cash Wrap  
72 x 20 x 39  
Antique Black



2112BC-DP  
Back Cash Wrap  
72 x 20 x 39  
Distressed Pine









2119-DP  
Island Counter  
65 x 24½ x 38  
Distressed Pine



2119-DP  
(Back Side)



2119A-DP  
Counter Stand  
24½ x 24½ x 38  
Distressed Pine



2119-AW  
Island Counter  
65 x 24½ x 38  
Antique White



2119-AW  
(Back Side)



2119-BLK  
Island Counter  
65 x 24½ x 38  
Antique Black



2119-BLK  
(Back Side)

2119X-AW  
(Back Side)



2119A-AW  
Counter Stand  
24½ x 24½ x 38  
Antique White



2119X-AW  
Two Tier Counter  
67 x 28 x 44  
Antique White



2119X-BLK

2119A-BLK  
Counter Stand  
24½ x 24½ x 38  
Antique Black



2119X-BLK  
Two Tier Counter  
67 x 28 x 44  
Antique Black (Back Side)



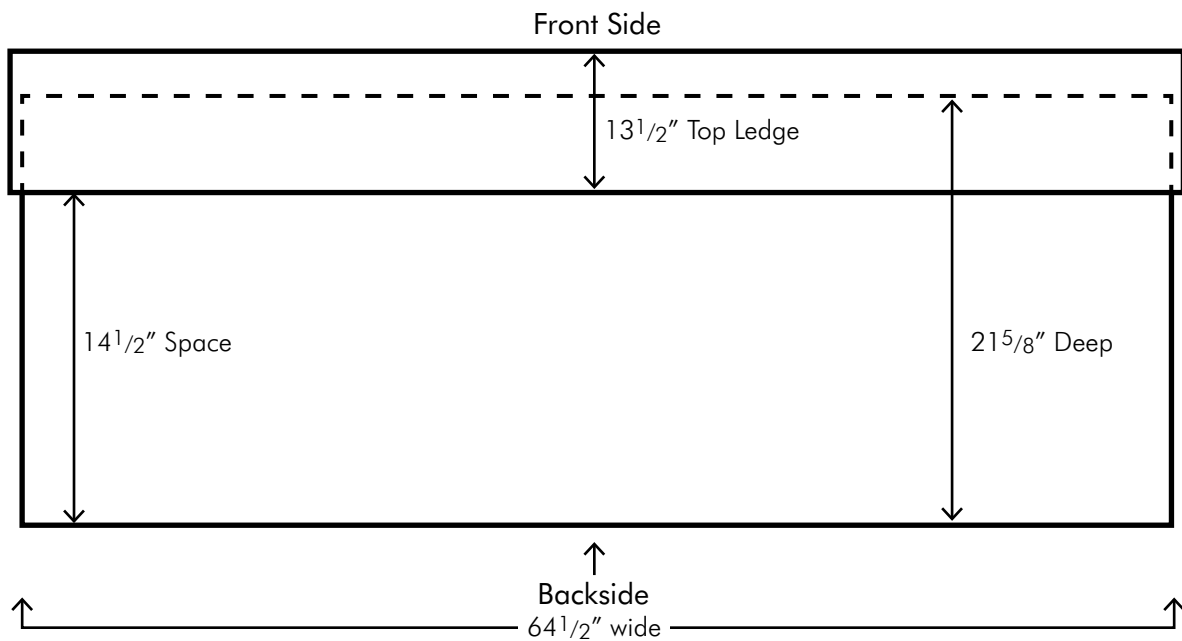


47 7/8"

**NOTE:**

- **Drawer Dimensions**  
26" x 13" x 3"
- **Shelf Dimensions (2 Shelves Included)**  
31" x 19" (Adjustable)

TOP VIEW OF TWO TIER COUNTER





2119X-DP  
Two Tier Counter  
67 x 28 x 44  
Distressed Pine



2119X-DP  
(Back Side)



2119A-DP  
Counter Stand  
24½ x 24½ x 38  
Distressed Pine



# CALACATTA QUARTZ COUNTER TOPS

2112HT-AW  
Hutch Top  
72 x 16 x 52  
Antique White

4354-DP  
Island  
72 x 26 x 36  
Distressed Pine & Steel

2119-T  
Island Counter Top  
Calacatta Quartz

2119-AW  
Island Counter  
65 x 24½ x 38  
Antique White



## CALACATTA QUARTZ COUNTER TOPS



2119A-T  
Counter Stand Top (2119A)



2119-T  
Island Counter Top (2119)



2119X-FT  
Two Tier Counter Tops (2119X)  
Flat Top Tier

INCLUDES BOTH  
TOP AND BOTTOM  
COUNTERS



2119X-WT  
Two Tier Counter Tops (2119X)  
Wrap Top Tier



2119X-FT  
Two Tier Counter Tops (2119X)  
Flat Top Tier

INCLUDES BOTH  
TOP AND BOTTOM  
COUNTERS



2119X-WT  
Two Tier Counter Tops  
(2119X)  
Wrap Top Tier

INCLUDES BOTH  
TOP AND BOTTOM  
COUNTERS



2119A-T  
Counter Stand Top (2119A)



## CALACATTA QUARTZ COUNTER TOPS



2119-T  
Island Counter Top (2119)

# JEWELRY CASES WITH LED STRIP LIGHTS PRE-INSTALLED



2119J-AW  
Jewelry Case w/ Locking Storage  
65 x 24½ x 38  
Antique White

2130B-AW  
Square Jewelry Case  
24½ x 24½ x 38

2130A-AW  
Jewelry Case - 12" Deep  
65 x 24½ x 38  
Antique White



2111-AW  
Extendable Wall Unit  
46 x 22 x 93  
Antique White

2112BC-AW  
Back Cash Wrap

2119J-AW  
Jewelry Case w/  
Locking Storage  
65 x 24½ x 38  
Antique White

2119X-AW  
Two Tier Counter  
67 x 28 x 44  
Antique White



2130A-AW  
Jewelry Case - 12" Deep  
65 x 24½ x 38  
Antique White



2130B-AW  
Square Jewelry Case  
24½ x 24½ x 38  
Antique White

7053-DP  
Set of 4 Trays w/ Vertical  
and Horizontal Stand  
12 x 18 x 1½  
Distressed Pine



7088  
Extra Large  
Neck Form  
8 x 6 x 19  
Distressed Pine



Mirror 7073

SET OF 3 NECK FORMS

7072

9 x 3 x 13

9 x 4 x 14



2130A-BLK  
Jewelry Case - 12" Deep  
65 x 24½ x 38  
Antique Black



2130B-BLK  
Square Jewelry Case  
24½ x 24½ x 38  
Antique Black

## JEWELRY CASES WITH PRE-INSTALLED LED LIGHT STRIPS



2130B-DP  
Square Jewelry Case  
24½ x 24½ x 38  
Distressed Pine



2130A-DP  
Jewelry Case - 12" Deep  
65 x 24½ x 38  
Distressed Pine





2119J-AW  
 Jewelry Case w/ Locking Storage  
 65 x 24½ x 38  
 Antique White  
 (Back Side)

## JEWELRY CASE WITH STORAGE

- PRE-INSTALLED LED LIGHT STRIPS
- LOCKING DISPLAY AREA
- LOCKING STORAGE BELOW
- TWO ADJUSTABLE SHELVES



2119J-DP

Also available in  
 Distressed Pine



2119J-BLK  
 Jewelry Case  
 w/ Locking Storage  
 65 x 24½ x 38  
 Antique Black  
 (Front Side)

# COUNTER & TABLE TOP CURIOS



2414A -AW  
Counter Curio  
w/ lock  
18 x 18 x 36  
Antique White

GLASS TOP FOR  
MAXIMIZED LIGHTING



2414A -DP  
Counter Curio  
w/ lock  
18 x 18 x 36  
Distressed Pine



2414A -BLK  
Counter Curio  
w/ lock  
18 x 18 x 36  
Antique Black





2113C-DP  
 Double Sided Curio w/ Locking Glass Door  
 24 x 24 x 80  
 Distressed Pine

2113C-BLK  
 Double Sided Curio  
 w/ Locking Glass Door  
 24 x 24 x 80  
 Antique Black



BACK SIDE



2113C-AW  
 Double Sided Curio w/ Locking Glass Door  
 24 x 24 x 80  
 Antique White

## DOUBLE SIDED CURIOS

- LOCKING GLASS DOOR
- THREE ADJUSTABLE SHELVES
- LED LIGHTING
- STORAGE

## FRONT SIDE

# DRAPER'S TABLES



2417-BLK  
Draper's Table  
60 x 24 x 36  
Antique Black

2417-DP  
Draper's Table  
60 x 24 x 36  
Distressed Pine





2417-AW  
 Draper's Table  
 60 x 24 x 36  
 Antique White

STEP DISPLAY



7057  
 Small Three Step  
 16 x 16 x 12

SET OF 3  
 NECK FORMS



7072  
 9 x 4 x 14



7088  
 Extra Large  
 Neck Form  
 8 x 6 x 19  
 Distressed Pine

2417B-BLK  
Round Draper's Table  
48 x 48 x 36  
Antique Black



2417B-DP  
Round Draper's Table  
48 x 48 x 36  
Distressed Pine

24178-AW  
Round Draper's Table  
48 x 48 x 36  
Antique White



2417D-AW  
Four Tier Draper's Stand  
24 x 24 x 54  
Antique White



DISPLAY TIP:  
GREAT OPTIONS FOR COUNTER  
AND CASH WRAP CORNER STANDS

2417C-BLK  
Three Tier Draper's Stand  
24 x 24 x 36  
Antique Black



**NOTE:**  
ALL SIZES AVAILABLE IN THE  
THREE FINISHES SHOWN

2417E-DP  
Five Tier Draper's Stand  
24 x 24 x 72  
Distressed Pine



# SLATWALL DISPLAYS

2115S-AW  
Large Slatwall Étagère  
46 x 18 x 93  
Antique White



4373-AW  
Round Displayer  
36 x 36 x 36  
Antique White



4371-AW  
Slatwall Spinner  
20 x 20 x 72  
Antique White



4371-AW  
Slatwall Spinner  
20 x 20 x 72  
Antique White

LOCKING STORAGE



## SLATWALL SPINNER (FLOOR STANDING)

- LOCKING CASTERS
- LOCKING STORAGE
- THREE ADJUSTABLE SHELVES
- SLATWALL ACCESSORIES  
NOT INCLUDED

4371-DP  
Slatwall Spinner  
20 x 20 x 72  
Distressed Pine



4371-BLK  
Slatwall Spinner  
20 x 20 x 72  
Antique Black



4374-AW  
Counter Top  
Spinner  
16 x 16 x 36  
Antique White

## SLATWALL SPINNER (COUNTER / TABLE TOP)

- LOCKING STORAGE
- TWO ADJUSTABLE SHELVES
- ALSO AVAILABLE IN:  
ANTIQUE BLACK (4374-BLK)  
DISTRESSED PINE (4374-DP)



4373-AW  
Round Displayer  
36 x 36 x 36  
Antique White



4373-BLK  
Round Displayer  
36 x 36 x 36  
Antique Black



Also Available in Distressed Pine  
4373-DP

# SLATWALL DISPLAYS

- THREE ADJUSTABLE / REMOVABLE TEMPERED GLASS SHELVES
- PRE-INSTALLED, ENERGY EFFICIENT, RECESSED LED LIGHTING
- STANDARD SIZE SLATWALL BACKING (ACCESSORIES NOT INCLUDED)



2115S-AW  
Large Slatwall Étagère  
46 x 18 x 93  
Antique White

2115S-DP  
Large Slatwall Étagère  
46 x 18 x 93  
Distressed Pine



2115S-BLK  
Large Slatwall Étagère  
46 x 18 x 93  
Antique Black



# THREE TIER TABLES

26 x 26 x 61



7058-AW



**DISPLAY TIP:**

ADD OUR TABLE RISER (2401-AW) ON TOP OF OUR SOFA TABLE (2421-AW) FOR A SMALLER NESTING TABLE COLLECTION

2401-AW  
Table Riser  
36 x 14 x 12½  
Antique White



REFER TO PAGE 139 FOR JEWELRY ACCESSORIES




2421-AW  
Sofa Table  
60 x 18 x 30  
Antique White

2422-AW  
Nesting / Coffee Table  
48 x 30 x 20  
Antique White

# NESTING TABLES

AVAILABLE IN THREE FINISHES



REFER TO PAGES 137-139 FOR ASSORTED DISPLAY ACCESSORIES

2410-AW  
6' 6" Farm Table  
78 x 36 x 30  
Antique White



2409-AW  
Nesting / Coffee Table  
60 x 36 x 20  
Antique White

# NESTING TABLES



2402-DP  
Double Riser  
60 x 14 x 12½  
Distressed Pine

2410-DP  
6'6" Farm Table  
78 x 36 x 30  
Distressed Pine

2409-DP  
Nesting Table / Coffee Table  
60 x 36 x 20  
Distressed Pine



2112D-BLK  
Large Double  
Sided Étagère  
46 x 26 x 93  
Antique Black

USE OUR DOUBLE SIDED  
DISPLAYS TO CREATE A  
FLOATING VIGNETTE



2112A-BLK  
Double Sided Étagère  
36 x 25 x 80  
Antique Black



2410-BLK  
6' 6" Farm Table  
78 x 36 x 30  
Antique Black



2409-BLK  
Nesting Table / Coffee Table  
60 x 36 x 20  
Antique Black



2421-BLK  
Sofa Table w/ Two Drawers  
60 x 18 x 30  
Antique Black

2422-BLK  
Nesting Table / Coffee Table  
48 x 30 x 20  
Antique Black



# TABLE RISERS



2401-BLK  
Riser  
36 x 14 x 12½  
Antique Black

Each Style Available  
In Three Finishes



2401-AW  
Riser  
36 x 14 x 12½  
Antique White



2402-DP  
Double Riser  
60 x 14 x 12½  
Distressed Pine



2402-AW  
Double Riser  
60 x 14 x 12½  
Antique White



2403-AW  
Two Tier Riser  
60 x 14 x 25  
Antique White

**DISPLAY TIP:**

SET OUR HUTCH TOP ON A FARM TABLE TO CREATE A LARGE FLOATING VIGNETTE.

A

D

B

C

A. 2112HT-AW  
Hutch Top  
72 x 16 x 52  
Antique White

B. 2410-AW  
Farm Table (6'6")  
78 x 36 x 30  
Antique White

C. 2409-AW  
Nesting / Coffee Table  
60 x 36 x 20  
Antique White

D. 7217  
Crank Apparel Hanger  
28 x 18 x 60/68  
Black Iron



2112H-AW  
Two Piece Hutch  
72 x 20 x 90  
Antique White



# HUTCHES

- TWO PIECE UNIT
- SIX ADJUSTABLE SHELVES
- GREAT FOR STORE DISPLAY

2112H-BLK  
Two Piece Hutch  
72 x 20 x 90  
Antique Black

REFER TO PAGES 137-139 FOR  
ASSORTED DISPLAY ACCESSORIES

MATCH A PAIR OF THESE  
NESTING FARM TABLES WITH  
YOUR HUTCH DISPLAY

2410-BLK  
6' 6" Farm Table  
78 x 36 x 30  
Antique Black



2409-BLK  
Nesting Table  
60 x 36 x 20  
Antique Black





2117-AW  
Large Bookcase  
56 x 16 x 93  
Antique White

# BOOKCASES

- FOUR ADJUSTABLE SHELVES AND ONE STATIONARY SHELF
- SHELVES CAN BE FLIPPED OVER TO PROVIDE A LIP / LEDGE
- SHELVES CAN ALSO BE TIPPED FORWARD FOR A LOOK DOWN ANGLE OF DISPLAY OR UP FOR A DUMP BIN LIKE DISPLAY
- EXCELLENT FOR DISPLAYING SHOES, LINENS, BOOKS ETC.

2117-BLK  
Large Bookcase  
56 x 16 x 93  
Antique Black

2117-DP  
Large Bookcase  
56 x 16 x 93  
Distressed Pine

STATIONARY SHELF



**DISPLAY TIP:**

ADJUSTABLE SHELVES CAN BE FLIPPED OVER ON AN INVERTED SLANT AS SHOWN. MERCHANDISE WITH BINS FOR LOOSE OR BAGGED PRODUCT.

**BE CREATIVE:**

USE 1 OF OUR  
METAL CUBES  
TO CREATE A  
PENDANT LIGHT

A



A. 7214-B  
Low Shelf Display  
60 × 16 × 56  
Mango Wood & Black Iron

B. 7210-B  
Large Table  
72 × 36 × 30  
Mango Wood & Iron

C. 7209-B  
Nesting Table  
48 × 24 × 24  
Mango Wood & Iron





# URBANOLOGY



B

C

D. 7218-BLK  
Metal Cubes (Set of 3)  
16<sup>3</sup> & 13<sup>3</sup> & 10<sup>3</sup>  
Black Iron

**DISPLAY TIPS:**

- TOP WITH A X-MAS TREE AND SELL ORNAMENTS FROM THE BINS!
- TOP WITH A BUST FORM TO SELL LADIES ACCESSORIES
- TOP WITH APOTHECARY JARS TO SELL BATH & BODY PRODUCT OR SPA ACCESSORIES
- TOP WITH ASSORTED CLAY POTS TO SELL GARDEN ACCESSORIES
- CAN ALSO BE USED TO SELL: BABY / TOY ACCESSORIES, SWEET TREATS, PET PRODUCTS
- AND THE LIST GOES ON ....

7204  
Storage Bin Table (Spins)  
30 x 30 x 44 (Bar Height)  
Mango Top & Iron Base



TOP BIN: 24"  
MIDDLE BIN: 27"  
BOTTOM BIN: 30"



7220  
Storage Bin (Spins)  
Counter Top  
18 x 18 x 36  
Natural Metal

**BE CREATIVE:**

PLACE A STORAGE BIN ON TOP OF A TABLE TO CREATE AN IMPULSE BUY TOWER



**DISPLAY TIP:**

USE OUR (7204) (PREVIOUS PAGE)  
AS A LARGE BIN TABLE RISER BY  
REMOVING THE ROUND WOOD TOP



7203  
Round Table  
48 x 48 x 30  
Mango Top & Iron Base

7202  
Round Nesting Table  
28 x 28 x 24  
Mango Top & Iron Base



7220  
Storage Bin (Spins)  
Counter Top  
18 x 18 x 36  
Natural Metal



**DISPLAY TIP:**  
USE NESTING TABLE  
AS A TABLE RISER

7214  
Low Shelf Display  
60 x 16 x 56  
Mango Wood & Black Iron



7213  
A-Frame Ladder Shelf  
44 x 10 x 69  
Mango Wood & Black Metal



4371-BLK  
Slatwall Spinner  
20 x 20 x 72  
Antique Black



7217  
Crank Apparel Hanger  
28 x 18 x 60-68  
Black Cast Iron



7216  
Apparel Hanger  
60 x 14 x 62  
Mango Wood & Black Iron



7050  
Four Sided Spinner  
12 x 12 x 30

SEE PAGE 139  
FOR ADDITIONAL  
JEWELRY SPINNERS



7218-B  
 Metal Cubes w/ Hang Bar  
 (Set of 3; One of Each Size)  
 16", 13", 10"  
 Black Iron

**DISPLAY TIP:**  
 USE AS RISERS ON  
 ANY SURFACE





7210-W  
Large Table  
72 x 36 x 30  
Mango Wood & White Iron

7209-W  
Nesting Table  
48 x 24 x 24  
Mango Wood & White Iron

7214-W  
Low Shelf Display  
60 x 16 x 56  
Mango Wood & White Iron



7204-W  
Storage Bin Table (Spins)  
30 x 30 x 44 (Bar Height)  
Mango Top & Iron Base



TOP BIN: 24"  
MIDDLE BIN: 27"  
BOTTOM BIN: 30"



# Urbanology White

A

D

E

F

B

C

A. 7216-W  
Apparel Hanger  
60 x 14 x 62  
Mango Wood & White Iron

B. 7202-W  
Round Nesting Table  
28 x 28 x 24  
Mango Wood & White Iron

C. 7203-W  
Round Table  
48 x 48 x 30  
Mango Wood & White Iron

D. 7213-W  
A-Frame Shelf  
44 x 10 x 69  
Mango Wood & White Iron

E. 7235-L  
Large 'S' Hooks  
(Set of 20)  
1/4 x 2 x 5  
Aged Iron

F. 7235-M  
Medium 'S' Hooks  
(Set of 20)  
1/4 x 1 1/2 x 3 1/2  
Aged Iron



4354-DW  
Island  
72 x 26 x 36  
Distressed White  
& Steel



Large Cube  
16 x 16 x 16

Medium Cube  
13 x 13 x 13

Small Cube  
10 x 10 x 10

**Metal Cubes w/ Hang Bar**  
7218-W (Set of 3)  
White Iron

- EACH CUBE COMES WITH:**
- ADJUSTABLE & REMOVABLE HANG RODS
  - TOP & BOTTOM TEMPERED GLASS SHELVES

# LOFT COLLECTION

## RECLAIMED ELM WOOD AND AGED IRON



**A. 2026**  
Bookshelf / Curio  
24 x 16 x 80  
Elm Wood & Aged Iron

**B. 2026-1**  
Three Tier Stand  
24 x 16 x 37  
Elm Wood & Aged Iron

**C. 2022**  
Table  
72 x 36 x 30  
Elm Wood & Aged Iron

**D. 2028**  
Nesting Table  
49 x 27 x 17  
Elm Wood & Aged Iron

**E. 7217**  
Crank Apparel Hanger  
28 x 18 x 60-68  
Black Cast Iron

SHELVES ARE NON-ADJUSTABLE  
12½" SPACING BETWEEN EACH SHELF  
ALL UNITS COME FULLY ASSEMBLED



2026-2  
Four Tier Stand  
24 x 16 x 51  
Elm Wood & Aged Iron



2026-3  
Five Tier Stand  
24 x 16 x 65  
Elm Wood & Aged Iron



2026-1  
Three Tier Stand  
24 x 16 x 37  
Elm Wood & Aged Iron



2025  
Console  
64 x 18 x 34  
Elm Wood & Aged Iron

**BE CREATIVE:**

ATTACH PIPE HANGER TO OUR EXISTING TABLE (2022) AND USE OUR ASSORTED 'S' HOOKS TO DISPLAY PRODUCT, SIGNAGE, PROMOTIONS ETC.



5" Large 'S' Hook  
Actual size shown

7235-L  
'S' Hook – Large  
1/4 x 2 x 5  
Aged Iron  
(Set of Twenty)



2022  
Table  
72 x 36 x 30  
Elm Wood & Aged Iron

2028  
Nesting Table  
49 x 27 x 17  
Elm Wood & Aged Iron

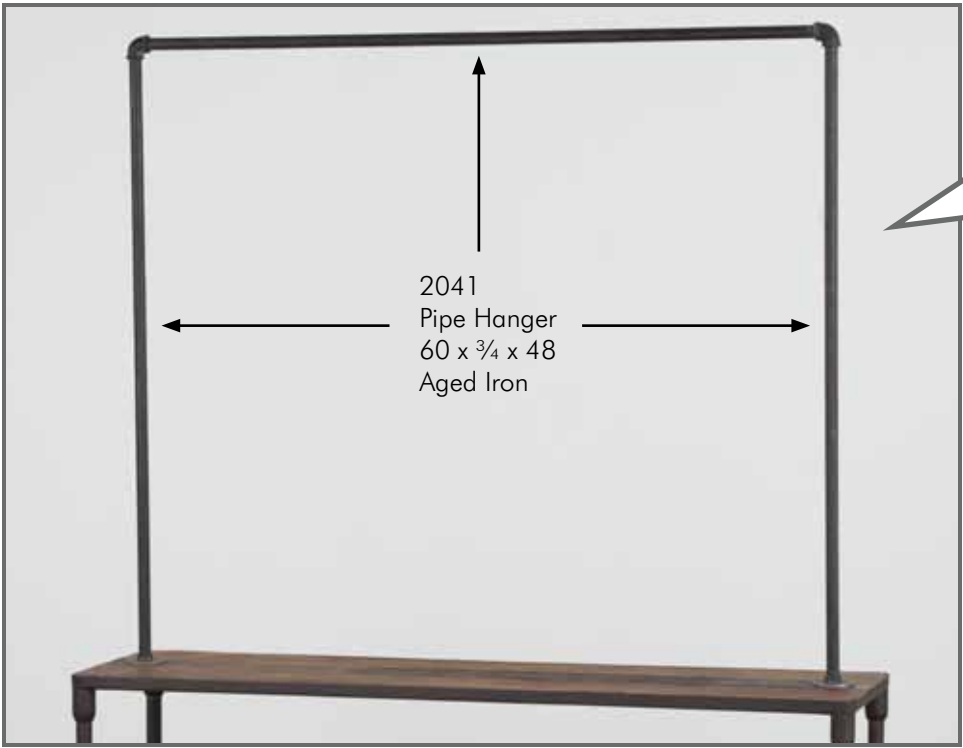
2021  
Sideboard  
55 x 16 x 55  
Elm Wood &  
Aged Iron

FIXED SHELVES ARE SPACED 14 1/2" APART



DISPLAY TIP:  
USE OUR  
ADJUSTABLE  
BAR STOOLS  
AS DISPLAY  
PEDESTALS

2031  
Adjustable  
Bar Stool  
18 x 18 x 24-30



PIPE HANGER HAS BEEN EXCLUSIVELY DESIGNED AS A SEPARATE ADD-ON ATTACHMENT TO OUR EXISTING TABLE DISPLAYS.

**BE CREATIVE:**

ATTACH PIPE HANGER TO OUR EXISTING CONSOLE TABLE (2025) AND USE OUR ASSORTED 'S' HOOKS.



3 1/2" Medium 'S' Hook  
Actual size shown

7235-L  
'S' Hook – Large  
1/4 x 2 x 5  
Aged Iron  
(Set of Twenty)  
See page 109

7235-M  
'S' Hook – Medium  
1/4 x 1 1/2 x 3 1/2  
Aged Iron  
(Set of Twenty)

2025  
Console Table  
64 x 18 x 34  
Elm Wood & Aged Iron



# GARMENT RACK WITH HANG BAR

- HANG BAR ADJUSTABLE TO EACH METAL RUNG
- INCLUDES THREE ADJUSTABLE SHELVES
- ADDITIONAL SHELVES AVAILABLE
- LOCKING CASTERS
- ACCESSORIZE WITH "S" HOOKS (SEE PAGE 141)



2037  
Garment Rack  
w/ Hang Bar  
40-50 x 20 x 76  
Elm Wood &  
Aged Iron



**BE CREATIVE:**  
DISPLAY HOME DÉCOR CATEGORIES



2037-S  
Set of Three Extra Shelves  
20 x 12 x 1/2  
Elm Wood & Aged Iron



2029  
Large Bookshelf  
84 x 18 x 84  
Elm Wood & Aged Iron

- LARGE BOOKCASE COMES WITH FOUR REMOVABLE SHELVES
- EACH SHELF: 80 x 12 x 1





2023  
Bookshelf  
40 x 17 x 92  
Elm Wood & Aged Iron  
(Two Units Shown)

FIXED SHELVES ARE SPACED 15" APART

2032  
Metal Shelf w/ Wood Backing  
24 x 16 x 80  
Elm Wood & Aged Iron



FRONT SIDE



**DISPLAY TIP:**

ADD YOUR OWN  
ACCESSORIES,  
HANGERS,  
WATERFALLS AND  
'S' HOOKS TO  
THE BACK SIDE  
FOR EVEN MORE  
DISPLAY OPTIONS

BACK SIDE

A. 2036  
Shelf w/ Hang Bar  
30 x 12 x 8  
Elm Wood &  
Aged Iron

B. 2035  
Round Shelf  
18 x 18 x 3  
Elm Wood &  
Aged Iron

C. 7067  
3 Square Crates  
Distressed Pine  
21 x 21 x 13  
18 x 18 x 12  
15 x 15 x 11



HANG BAR CAN BE INSTALLED ON THE FACE OF THE SHELF OR UNDERNEATH IN SPACE SAVING CONFIGURATIONS



2035  
Round Shelf w/ Hang Bar  
18 x 18 x 3  
Elm Wood & Aged Iron



2036  
Shelf w/ Hang Bar  
30 x 12 x 8  
Elm Wood & Aged Iron

# ROUND DISPLAY TABLES

7220  
Storage Bin (Spins)  
18 x 18 x 36  
Natural Metal

7068  
Rectangle Crates  
(Set of 4)  
Distressed Pine

2033  
Round End Table  
24 x 24 x 20  
Elm Wood &  
Aged Iron

2039  
Adjustable  
Bar Table  
36 x 36 x 36-41  
Elm Wood &  
Aged Iron

2034  
Round Coffee Table  
46 x 46 x 17  
Elm Wood & Aged Iron

2038  
Adjustable  
Height Table  
48 x 48 x 29-34  
Elm Wood & Aged Iron

2033  
Round Endtable  
24 x 24 x 20  
Elm Wood & Aged Iron

2034  
Round Coffeetable  
46 x 46 x 17  
Elm Wood & Aged Iron



2033  
Round Endtable  
24 x 24 x 20  
Elm Wood & Aged Iron

2034  
Round Coffeetable  
46 x 46 x 17  
Elm Wood & Aged Iron

# MODERNE BRASS COLLECTION



B



C



D

A. 2061-B  
Double Sided Étagère  
46 × 26 × 90  
WHG & Brass Finish

B. 2071  
Console Table  
51 × 18 × 29  
WHG & Brass Finish

C. 2070  
Nesting Table  
39 × 18 × 18  
WHG & Brass Finish

D. 2074  
Double Modular Étagère  
49 × 18 × 90  
WHG & Brass Finish  
(8 Shelves Included)



E. 2068  
Low Round Table  
35 × 35 × 14  
WHG & Brass Finish

F. 2069  
Round Table  
47 × 47 × 29  
WHG & Brass Finish

G. 2067  
Small Round Table Riser  
20 × 20 × 20  
WHG & Brass Finish

H. 2073  
Single Modular Étagère  
25 × 18 × 90  
WHG & Brass Finish

# ROUND DISPLAY TABLES



A. Round Table  
2069  
47 × 47 × 29  
WHG / Brass Finish

B. Low Round Table  
2068  
35 × 35 × 14  
WHG / Brass Finish

C. Small Round Table Riser  
2067  
20 × 20 × 20  
WHG / Brass Finish



D. Single Modular Étagère  
2073  
25 × 18 × 90  
WHG / Brass Finish

E. High Gloss Showcase  
2066B  
52 × 18 × 108  
White High Gloss  
( Two Units Shown )

F. Double Modular Étagère  
2074  
49 × 18 × 90  
WHG / Brass Finish  
( 8 Shelves Included )





F

A

D

C

B



2073  
Single Modular Étagère  
25 × 18 × 90  
WHG & Brass Finish  
(4 Shelves Included)

DISPLAY TIP:

GET THE UTILITY OF THREE  
DISPLAYS BY USING ADDITIONAL  
HANG BARS TO JOIN TWO  
DISPLAYS TOGETHER

2075B  
Large Hanging Bars  
(Set of 2)  
36" Long  
Brass Finish



2074  
Double Modular Étagère  
49 × 18 × 90  
WHG & Brass Finish  
(8 Shelves Included)



2075A  
Small Hang Bars (Set of 2)  
23" Long  
Brass Finish





A. 2071  
 Console Table  
 51 × 18 × 29  
 WHG & Brass Finish

B. 2070  
 Nesting Table  
 39 × 18 × 18  
 WHG & Brass Finish

C. 2072  
 Double Sided Hanger  
 51 × 21 × 70  
 Brass Finish



2061-B  
Double Sided Étagère  
46 × 26 × 89  
WHG / Brass Finish



# MODERNE COLLECTION



**A. 2065**  
Large Pedestal  
16 x 16 x 42  
WHG & Brushed Aluminum

**B. 2064**  
Medium Pedestal  
16 x 16 x 36  
WHG & Brushed Aluminum

**C. 2063**  
Small Pedestal  
16 x 16 x 30  
WHG & Brushed Aluminum



**D. 2061**  
Double Sided Étagère  
46 x 26 x 90  
WHG & Brushed Aluminum

E



E. 2060  
Hanger  
36 x 26 x 80  
WHG & Brushed Aluminum

F. 2062  
Counter  
72 x 28 x 42  
WHG & Brushed Aluminum

F



2061  
Double Sided Étagère  
46 x 26 x 90  
WHG & Brushed Aluminum





2066  
9 Foot Tall  
High Gloss Showcase  
52 x 14 x 108  
White High Gloss  
(Two Units Shown)



2051  
Single Étagère  
48 x 20 x 82  
WHG & Brushed Aluminum



2050  
Double Étagère  
78 x 20 x 90  
WHG & Brushed Aluminum



2053  
Console Table  
60 x 18 x 31  
WHG & Brushed Aluminum



CALL FOR BULK PRICING ON  
15+ UNITS OR VISIT [DBATTIC.COM](http://DBATTIC.COM)

2048  
Side Table  
37 x 22 x 32  
WHG & Brushed Aluminum



2047  
End Table  
24 x 24 x 21  
WHG & Brushed Aluminum

2049  
Coffee Table  
41 x 31 x 20  
WHG & Brushed Aluminum

2052  
Table  
78 x 40 x 31  
WHG & Brushed Aluminum



2055  
Nesting Table  
48 x 24 x 20  
WHG & Brushed Aluminum

WHITE HIGH GLOSS &  
BRUSHED ALUMINUM PEDESTALS



2063  
30" Pedestal  
16 x 16 x 30

2064  
36" Pedestal  
16 x 16 x 36

2065  
42" Pedestal  
16 x 16 x 42

2060  
Hanger  
36 x 26 x 80  
WHG & Brushed Aluminum



# FRONT VIEW



2062  
Counter - FRONT  
72 x 28 x 42  
WHG & Brushed Aluminum

# BACK VIEW



2062  
Counter - BACK  
72 x 28 x 42  
WHG & Brushed Aluminum

# RUSTIC MARKET COLLECTION



**A.** 4364-DP  
Medium Pedestal  
16 x 16 x 36  
Distressed Pine & Steel

**C.** 2023  
Leaning Bookshelf  
40 x 17 x 92  
Elm & Iron

**E.** Assorted Wood Crates  
Sold in Sets  
See page 119

**G.** 7060  
Bracelet Bars (Set of 3)  
12 x 6 x 6  
See page 120

**I.** 7069  
Large Three Step  
30 x 18 x 20

**B.** 7051  
Two Sided Spinner  
12 x 12 x 24  
See page 121

**D.** Assorted Wood  
Box Risers  
Sold in Sets of 3  
See page 119

**F.** 7066  
Stackable A Frame Riser  
39 x 12 x 24

**H.** 2022  
Reclaimed Elm Table  
72 x 36 x 30  
Elm & Iron

**J.** 2031  
Adjustable Barstool  
18 x 18 x 24  
Elm & Iron



# CRATE SETS

## SETS OF THREE RISERS

7068  
Set of Four  
Rectangle Crates  
28 1/2 x 13 1/2 x 10 1/2  
22 3/4 x 22 3/4 x 10  
17 x 10 1/2 x 9 1/2  
12 3/4 x 9 1/2 x 9



7061  
12 x 6 x 6  
11 x 5 x 5  
10 x 4 x 4



7063  
6 x 6 x 6  
5 x 5 x 5  
4 x 4 x 4



7062  
9 x 6 1/2 x 8 1/4  
8 x 5 1/4 x 6  
7 x 4 1/4 x 3



7067  
Set of Three Square Crates  
20 3/4 x 20 3/4 x 12  
17 x 10 1/2 x 9 1/2  
12 3/4 x 9 1/2 x 9



7082  
Three Step w/ Storage  
16 x 16 x 12  
White Gloss



7085  
Set Of Three Risers  
6 x 6 x 6  
White Gloss



7083  
Set Of Three  
(Not Shown)  
9 x 6 1/2 x 8 1/4  
(See 7061 Above)

7084  
Set Of Three Risers  
12 x 6 x 6  
White Gloss





7057  
Small Three Step  
16 x 16 x 12



7057  
Back

## THREE STEP WOOD DISPLAYS

GREAT DISPLAYS WITH  
CONVENIENT STORAGE  
AND BACK DOOR



7069  
Large Three Step  
30 x 18 x 20



7069  
Back



2019  
Side **DISPLAY** Chair  
17 x 21 x 36  
Antique Oak



2019C  
Oak **DISPLAY** Bench  
41 x 21 x 36  
Antique Oak

# COUNTER & TABLE TOP JEWELRY SPINNERS



7050  
Four Sided Spinner  
12 x 12 x 30



7051  
Two Sided Spinner  
12 x 12 x 24

- FOUR SIDED UNITS INCLUDE:
- 36 HOOKS • TWO BRACELET BARS
  - TWO JEWELRY BOXES

- TWO SIDED UNITS INCLUDE:
- 18 HOOKS • TWO BRACELET BARS
  - TWO JEWELRY BOXES

ALL ACCESSORIES ARE  
REMOVABLE / ADJUSTABLE, AND  
CAN BE PURCHASED SEPARATELY

7050-H – 18 HOOKS

7064 – TWO EXTRA JEWELRY BOXES

7065 – TWO EXTRA BRACELET BARS

7088  
Extra Large  
Neck Form  
8 x 6 x 19  
Distressed Pine



Mirror 7073

SET OF THREE NECK FORMS  
7072

9 x 3 x 13

9 x 4 x 14

- Each tray is 12 x 18 x 1<sup>1</sup>/<sub>2</sub>  
and has a vertical and  
horizontal stand or can lay flat



7053-DP

## SET OF FOUR TRAYS



7071-AW

# COUNTER & TABLE TOP FOUR SIDED MAGNETIC JEWELRY SPINNERS

12 x 12 x 30

7071-BLK



7071-DP



White Spinner comes with  
white metal accessories

Accessories included with each spinner are:



7071-NK  
NECKLACE KNOBS (QTY 12)



7071-EH  
EARRING HOLDERS (QTY 8)



7071-BB  
BRACELET BARS (QTY 6)

All accessories are removable & adjustable  
and can be ordered separately



**A. 7091-DP**  
Small Magnetic Jewelry Board  
26 x 20 x 2  
Distressed Pine

**B. 7093-DP**  
Large Magnetic Jewelry Board  
42 x 26 x 2  
Distressed Pine

**C. 7092-DP**  
Medium Magnetic Jewelry Board  
34 x 23 x 2  
Distressed Pine

**D. 7090-DP**  
Round Magnetic Board w/ Stand  
Tilt Function  
Stand Height Adjustable  
30 x 14 x 28-40  
Distressed Pine

**F. 7071-NK (QTY 12)**  
Necklace Knobs

**G. 7071-EH (QTY 8)**  
Earring Holders

**H. 7071-BB (QTY 6)**  
Bracelet Bars

**DISPLAY TIP:**

USE OUR ADJUSTABLE BAR STOOLS AS DISPLAY PEDESTALS



2031  
Adjustable Bar Stool  
18 x 18 x 24-30

Actual Sizes  
on Pages 109 110



7235-L  
'S' Hook – Large  
¼ x 2 x 5  
Aged Iron  
(Set of Twenty)

7235-M  
'S' Hook – Medium  
¼ x 1½ x 3½  
Aged Iron  
(Set of Twenty)

**E. Extra Large Neck Form**  
7088  
8 x 6 x 19  
Distressed Pine



**DISPLAY TIP:**  
ADD SAW TOOTH HANGERS TO HANG ON WALLS

Warehouse/Showroom  
12860 Bradley Ave.  
Sylmar CA 91342  
Mailing:  
P.O. Box 641308  
Los Angeles CA 90064

**D.B. IMPORTS, LTD.**

Phone: 818-362-2455  
Toll Free: 800-635-4901  
Fax: 818-362-2623  
sales@dbimports.com  
www.dbimports.com

*Purchase Order*

Bill to: \_\_\_\_\_ Ship to: \_\_\_\_\_  
Address: \_\_\_\_\_ Address: \_\_\_\_\_  
Address: \_\_\_\_\_ Address: \_\_\_\_\_  
City: \_\_\_\_\_ State: \_\_\_\_\_ Zip: \_\_\_\_\_ City: \_\_\_\_\_ State: \_\_\_\_\_ Zip: \_\_\_\_\_  
Buyer: \_\_\_\_\_ Contact: \_\_\_\_\_  
Telephone: ( ) \_\_\_\_\_ Fax: \_\_\_\_\_ Email: \_\_\_\_\_

Number:	Date:	Salesman:	Cust. P.O. #:	Dept.:	Terms:	FOB: SYLMAR	Ship Date:	Ship Via:
---------	-------	-----------	---------------	--------	--------	----------------	------------	-----------

Quantity	Item	Description	Unit Price	Total

Credit Card Type \_\_\_\_\_ Number \_\_\_\_\_ Subtotal \_\_\_\_\_  
Expiry Date \_\_\_\_\_ Name on Card \_\_\_\_\_ Discount \_\_\_\_\_  
Billing Address-Street or PO Box \_\_\_\_\_ TOTAL \_\_\_\_\_  
City \_\_\_\_\_ State \_\_\_\_\_ Zip \_\_\_\_\_

All DB Imports merchandise is shipped on good condition. It is YOUR responsibility to make a careful inspection of the merchandise for evidence of loss or damage, both apparent and concealed. Secure a notation of any loss or damage on your copy and the carrier's copy of the delivery receipt. Retain goods and shipping containers for an inspection and file a claim with the carrier.

Customer Signature  
X \_\_\_\_\_

# TERMS & CONDITIONS

## ORDERS

All opening orders must be prepaid. VISA, MasterCard and American Express are all accepted and will be charged at the time of shipping. Company checks and ACH are also accepted; however, we DO NOT ship C.O.D. Orders held for a later ship date need to pay a 50% deposit and need to ship within 90 days. Contact us for orders needing longer than 90 days.

Stocking Dealers may apply for terms on continuing business one year from first order.

## FREIGHT

All shipments are FOB, Sylmar, CA. Freight charges will be pre-paid by customer. Any additional charges incurred such as, but not limited to lift gate, inside delivery, appointment notification, address correction, return shipping cost, limited access and holding fees will be billed as incurred. It is YOUR RESPONSIBILITY to make a careful inspection of the merchandise/cartons for any evidence of loss or damage, both apparent and concealed. Make notation of any loss or damage (i.e. cartons) on your copy and the carrier's copy of the delivery receipt. This is the only way you will get reimbursed by the transport company if they lost or damaged your shipment. Refuse obvious freight damage. You must retain goods and shipping containers/materials for us to assist you.

## CLAIMS

All claims for damages, breakage or shortages occurring during transit must be reported by the consignee within 5 days of receipt with the carrier. Item must be returned in the original carton or claim will automatically be denied.

## RETURNS

No merchandise may be returned without a Return Authorization (RA). Request for returns must be submitted in writing to D.B. Imports customer service. All efforts will be made to correct the problem in the field. Any merchandise returned for credit is subject to a 25% restocking fee and return shipping costs and must be in new condition.

## WEB

All sites must register with D.B. Imports prior to using any propriety information on the site.

## CHANGES OR CANCELLATIONS

Any changes or cancellation of an order must be received in writing and approved by D.B. Imports prior to shipment to be valid.

## PRICE

Pricing is subject to change without notice

## LIMITED WARRANTY

Due to the nature of our wood products we cannot extend a blanket warranty on our various product lines. We do however stand by our products and will do what we can to resolve any issues that may arise. We understand that things don't always go as planned and that occasionally accommodations need to be made and parties involved need to be flexible.

# D.B. IMPORTS, LTD.

Warehouse:  
12860 Bradley Ave.  
Sylmar CA 91342  
Mailing:  
P.O. Box 641308  
Los Angeles CA 90064

STORE FIXTURES  
&  
DISPLAYS  
RETAIL DESIGN

Phone: 818-362-2455  
Toll Free: 800-635-4901  
Fax: 818-362-2623  
[www.dbimports.com](http://www.dbimports.com)  
[sales@dbimports.com](mailto:sales@dbimports.com)



ATLANTA  
AMERICA'S MART  
BUILDING 2  
SHOWROOM #1029

DALLAS  
WORLD TRADE CENTER  
SHOWROOM 6460

LAS VEGAS  
WORLD MARKET CENTER  
BUILDING C  
SHOWROOM #772

[www.dbimports.com](http://www.dbimports.com)  
800-635-4901

Atlanta • Dallas • Las Vegas • Los Angeles • Temps-Call